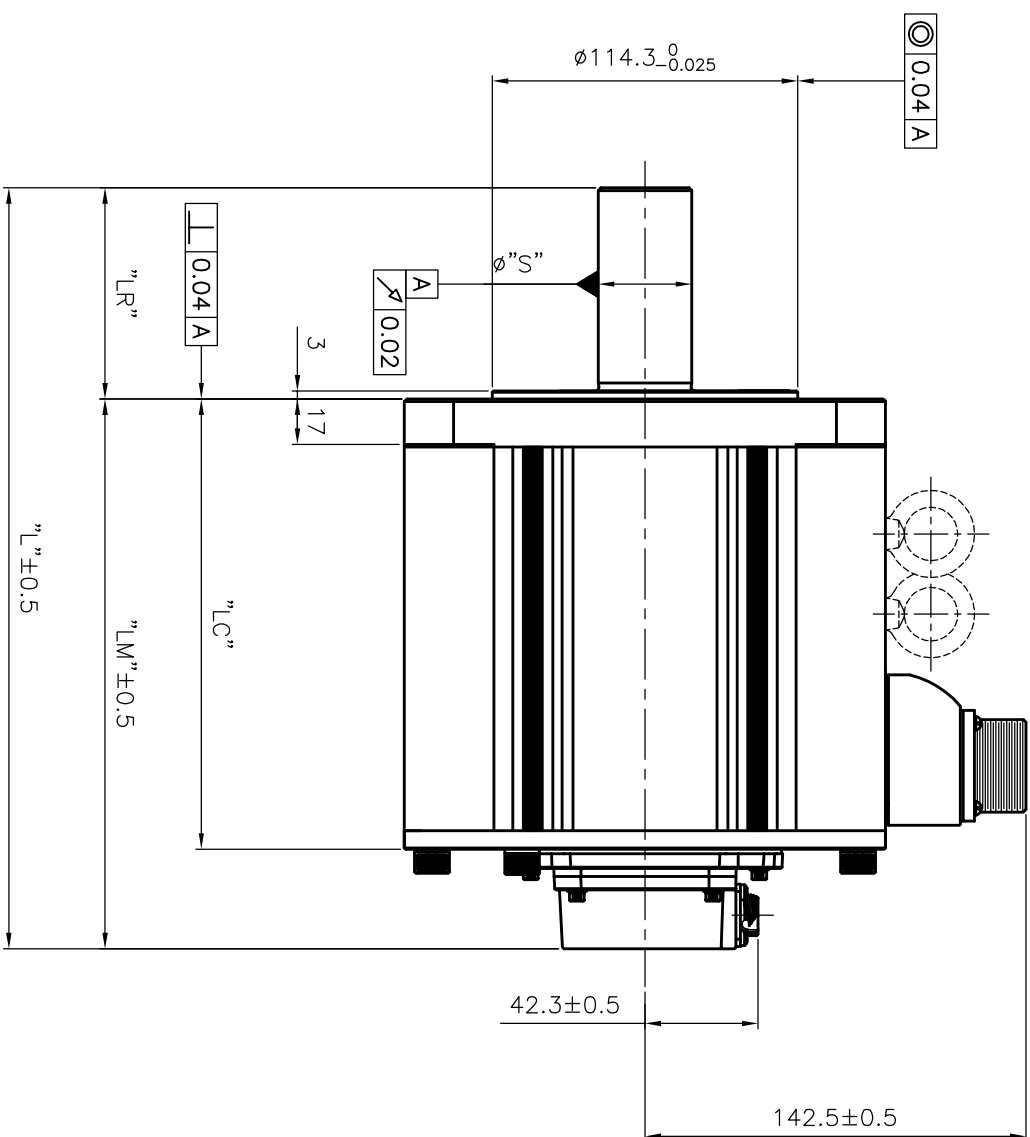
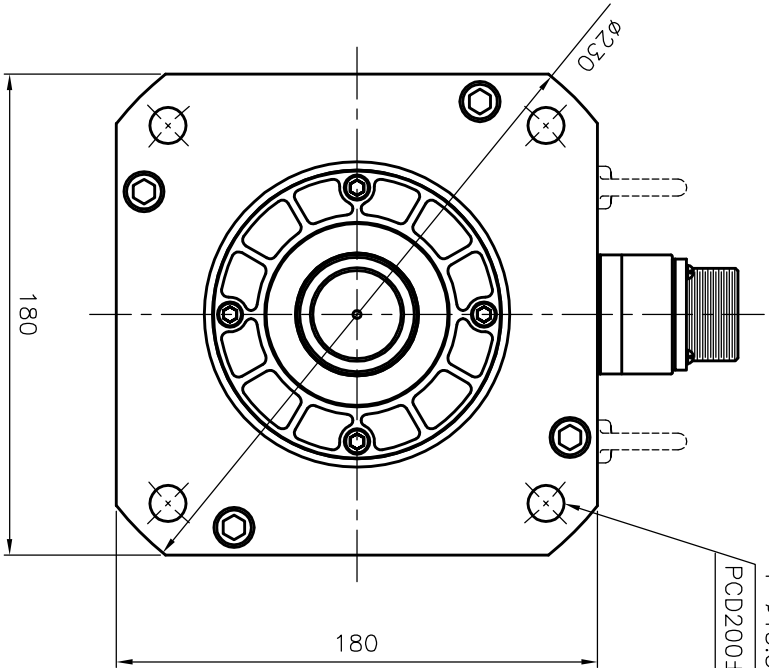


소요수					품번 ITEM	품명 DESCRIPTION	재질 MATERIAL	규격 SPECIFICATION	비고 REMARK
G05	G04	G03	G02	G01					
				1	01	Out Line		APM-EF30A/22D/20G/12MM3N	무Key Type
		1			02	Out Line		APM-EF50A/35D/30G/20MM3N	무Key Type
	1				03	Out Line		APM-EF55D/44G/30MM3N	무Key Type
1					04	Out Line		APM-EF75D/60G/44MM3N	무Key Type
1					05	Out Line		APM-EF75GM3N	무Key Type

4-ø13.5 관통
PCD200±0.15



구분	모델명	외형치수					OIO 중심	중량(kg)
		L	LM	LC	LR	S		
G01	APM-EF30AM3N						φ12.1	
	APM-EF220M3N							
	APM-EF200M3N	231.7	152.7	115.5	79	35 ^g 80 ^t		
	APM-EF12MM3N							
G02	APM-EF50AM3N						φ15.1	
	APM-EF35DM3N							
	APM-EF30CM3N	248.7	169.7	132.5	79	35 ^g 80 ^t		
	APM-EF20MM3N							

구	번	모델명	외경치수					0101 중심	중량(kg)
			L	LM	LC	UR	S		
G03		APM-EF7550M3N							
		APM-EF440M3N	284.7	205.7	168.5	79	35 ^{±0.01}	유	20.8
		APM-EF300M3N							
G04		APM-EF750M3N							
		APM-EF600M3N	326.7	247.7	210.5	79	42.0 ^{±0.016}	유	27.7
		APM-EF44M3N							
G05		APM-EF75GM3N	381.7	268.7	231.5	113	42.0 ^{±0.016}	유	32

무지정 공차		
치수 구분	기본 공차	
~3mm 0이하	±0.10	
3~6mm 0이하	±0.12	
6~10mm 0이하	±0.15	
10~18mm 0이하	±0.18	
18~30mm 0이하	±0.21	
30~50mm 0이하	±0.25	
50~80mm 0이하	±0.30	
80~120mm 0이하	±0.35	
120~180mm 0이하	±0.40	
180~250mm 0이하	±0.45	
250~315mm 0이하	±0.52	
315~400mm 0이하	±0.57	
400~500mm 0이하	±0.63	
500mm 초과	±0.70	

Pin No.	Phase
A	U
B	V
C	W
D	FG

MS3102A22-22P
(4 pole plug)

<Power Connector ㏢ ㏣ ㏤ ㏥ ㏦ ㏧ ㏨ ㏩ ㏪ ㏫ ㏬ ㏭ ㏮ ㏯ ㏰ ㏱ ㏲ ㏳ ㏴ ㏵ ㏶ ㏷ ㏸ ㏹ ㏺ ㏻ ㏼ ㏽ ㏾ ㏿ 㐀 㐁 㐂 㐃 㐄 㐅 㐆 㐇 㐈 㐉 㐊 㐋 㐌 㐍 㐎 㐏 㐐 㐑 㐒 㐓 㐔 㐕 㐖 㐗 㐘 㐙 㐚 㐛 㐜 㐝 㐞 㐟 㐠 㐡 㐢 㐣 㐤 㐥 㐦 㐧 㐨 㐩 㐪 㐫 㐬 㐭 㐮 㐯 㐰 㐱 㐲 㐳 㐴 㐵 㐶 㐷 㐸 㐹 㐺 㐻 㐼 㐽 㐾 㐿 㑀 㑁 㑂 㑃 㑄 㑅 㑆 㑇 㑈 㑉 㑊 㑋 㑌 㑍 㑎 㑏 㑐 㑑 㑒 㑓 㑔 㑕 㑖 㑗 㑘 㑙 㑚 㑛 㑜 㑝 㑞 㑟 㑠 㑡 㑢 㑣 㑤 㑥 㑦 㑧 㑨 㑩 㑪 㑫 㑬 㑭 㑮 㑯 㑰 㑱 㑲 㑳 㑴 㑵 㑶 㑷 㑸 㑹 㑺 㑻 㑼 㑽 㑾 㑿 㒀 㒁 㒂 㒃 㒄 㒅 㒆 㒇 㒈 㒉 㒊 㒋 㒌 㒍 㒎 㒏 㒐 㒑 㒒 㒓 㒔 㒕 㒖 㒗 㒘 㒙 㒚 㒛 㒜 㒝 㒞 㒟 㒠 㒡 㒢 㒣 㒤 㒥 㒦 㒧 㒨 㒩 㒪 㒫 㒬 㒭 㒮 㒯 㒰 㒱 㒲 㒳 㒴 㒵 㒶 㒷 㒸 㒹 㒺 㒻 㒼 㒽 㒾 㒿 㓀 㓁 㓂 㓃 㓄 㓅 㓆 㓇 㓈 㓉 㓊 㓋 㓌 㓍 㓎 㓏 㓐 㓑 㓒 㓓 㓔 㓕 㓖 㓗 㓘 㓙 㓚 㓛 㓜 㓝 㓞 㓟 㓠 㓡 㓢 㓣 㓤 㓥 㓦 㓧 㓨 㓩 㓪 㓫 㓬 㓭 㓮 㓯 㓰 㓱 㓲 㓳 㓴 㓵 㓶 㓷 㓸 㓹 㓺 㓻 㓼 㓽 㓾 㓿 㔀 㔁 㔂 㔃 㔄 㔅 㔆 㔇 㔈 㔉 㔊 㔋 㔌 㔍 㔎 㔏 㔐 㔑 㔒 㔓 㔔 㔕 㔖 㔗 㔘 㔙 㔚 㔛 㔜 㔝 㔞 㔟 㔠 㔡 㔢 㔣 㔤 㔥 㔦 㔧 㔨 㔩 㔪 㔫 㔬 㔭 㔮 㔯 㔰 㔱 㔲 㔳 㔴 㔵 㔶 㔷 㔸 㔹 㔺 㔻 㔼 㔽 㔾 㔿 㕀 㕁 㕂 㕃 㕄 㕅 㕆 㕇 㕈 㕉 㕊 㕋 㕌 㕍 㕎 㕏 㕐 㕑 㕒 㕓 㕔 㕕 㕖 㕗 㕘 㕙 㕚 㕛 㕜 㕝 㕞 㕟 㕠 㕡 㕢 㕣 㕤 㕥 㕦 㕧 㕨 㕩 㕪 㕫 㕬 㕭 㕮 㕯 㕰 㕱 㕲 㕳 㕴 㕵 㕶 㕷 㕸 㕹 㕺 㕻 㕼 㕽 㕾 㕿 㖀 㖁 㖂 㖃 㖄 㖅 㖆 㖇 㖈 㖉 㖊 㖋 㖌 㖍 㖎 㖏 㖐 㖑 㖒 㖓 㖔 㖕 㖖 㖗 㖘 㖙 㖚 㖛 㖜 㖝 㖞 㖟 㖠 㖡 㖢 㖣 㖤 㖥 㖦 㖧 㖨 㖩 㖪 㖫 㖬 㖭 㖮 㖯 㖰 㖱 㖲 㖳 㖴 㖵 㖶 㖷 㖸 㖹 㖺 㖻 㖼 㖽 㖾 㖿 㗀 㗁 㗂 㗃 㗄 㗅 㗆 㗇 㗈 㗉 㗊 㗋 㗌 㗍 㗎 㗏 㗐 㗑 㗒 㗓 㗔 㗕 㗖 㗗 㗘 㗙 㗚 㗛 㗜 㗝 㗞 㗟 㗠 㗡 㗢 㗣 㗤 㗥 㗦 㗧 㗨 㗩 㗪 㗫 㗬 㗭 㗮 㗯 㗰 㗱 㗲 㗳 㗴 㗵 㗶 㗷 㗸 㗹 㗺 㗻 㗼 㗽 㗾 㗿 㘀 㘁 㘂 㘃 㘄 㘅 㘆 㘇 㘈 㘉 㘊 㘋 㘌 㘍 㘎 㘏 㘐 㘑 㘒 㘓 㘔 㘕 㘖 㘗 㘘 㘙 㘚 㘛 㘜 㘝 㘞 㘟 㘠 㘡 㘢 㘣 㘤 㘥 㘦 㘧 㘨 㘩 㘪 㘫 㘬 㘭 㘮 㘯 㘰 㘱 㘲 㘳 㘴 㘵 㘶 㘷 㘸 㘹 㘺 㘻 㘼 㘽 㘾 㘿 㙀 㙁 㙂 㙃 㙄 㙅 㙆 㙇 㙈 㙉 㙊 㙋 㙌 㙍 㙎 㙏 㙐 㙑 㙒 㙓 㙔 㙕 㙖 㙗 㙘 㙙 㙚 㙛 㙜 㙝 㙞 㙟 㙠 㙡 㙢 㙣 㙤 㙥 㙦 㙧 㙨 㙩 㙪 㙫 㙬 㙭 㙮 㙯 㙰 㙱 㙲 㙳 㙴 㙵 㙶 㙷 㙸 㙹 㙺 㙻 㙼 㙽 㙾 㙿 㚀 㚁 㚂 㚃 㚄 㚅 㚆 㚇 㚈 㚉 㚊 㚋 㚌 㚍 㚎 㚏 㚐 㚑 㚒 㚓 㚔 㚕 㚖 㚗 㚘 㚙 㚚 㚛 㚜 㚝 㚞 㚟 㚠 㚡 㚢 㚣 㚤 㚥 㚦 㚧 㚨 㚩 㚪 㚫 㚬 㚭 㚮 㚯 㚰 㚱 㚲 㚳 㚴 㚵 㚶 㚷 㚸 㚹 㚺 㚻 㚼 㚽 㚾 㚿 㜀 㜁 㜂 㜃 㜄 㜅 㜆 㜇 㜈 㜉 㜊 㜋 㜌 㜍 㜎 㜏 㜐 㜑 㜒 㜓 㜔 㜕 㜖 㜗 㜘 㜙 㜚 㜛 㜜 㜝 㜞 㜟 㜠 㜡 㜢 㜣 㜤 㜥 㜦 㜧 㜨 㜩 㜪 㜫 㜬 㜭 㜮 㜯 㜰 㜱 㜲 㜳 㜴 㜵 㜶 㜷 㜸 㜹 㜺 㜻 㜼 㜽 㜾 㜿 㝀 㝁 㝂 㝃 㝄 㝅 㝆 㝇 㝈 㝉 㝊 㝋 㝌 㝍 㝎 㝏 㝐 㝑 㝒 㝓 㝔 㝕 㝖 㝗 㝘 㝙 㝚 㝛 㝜 㝝 㝞 㝟 㝠 㝡 㝢 㝣 㝤 㝥 㝦 㝧 㝨 㝩 㝪 㝫 㝬 㝭 㝮 㝯 㝰 㝱 㝲 㝳 㝴 㝵 㝶 㝷 㝸 㝹 㝺 㝻 㝼 㝽 㝾 㝿 㞀 㞁 㞂 㞃 㞄 㞅 㞆 㞇 㞈 㞉 㞊 㞋 㞌 㞍 㞎 㞏 㞐 㞑 㞒 㞓 㞔 㞕 㞖 㞗 㞘 㞙 㞚 㞛 㞜 㞝 㞞 㞟 㞠 㞡 㞢 㞣 㞤 㞥 㞦 㞧 㞨 㞩 㞪 㞫 㞬 㞭 㞮 㞯 㞰 㞱 㞲 㞳 㞴 㞵 㞶 㞷 㞸 㞹 㞺 㞻 㞼 㞽 㞾 㞿 㟀 㟁 㟂 㟃 㟄 㟅 㟆 㟇 㟈 㟉 㟊 㟋 㟌 㟍 㟎 㟏 㟐 㟑 㟒 㟓 㟔 㟕 㟖 㟗 㟘 㟙 㟚 㟛 㟜 㟝 㟞 㟟 㟠 㟡 㟢 㟣 㟤 㟥 㟦 㟧 㟨 㟩 㟪 㟫 㟬 㟭 㟮 㟯 㟰 㟱 㟲 㟳 㟴 㟵 㟶 㟷 㟸 㟹 㟺 㟻 㟼 㟽 㟾 㟿 㠀 㠁 㠂 㠃 㠄 㠅 㠆 㠇 㠈 㠉 㠊 㠋 㠌 㠍 㠎 㠏 㠐 㠑 㠒 㠓 㠔 㠕 㠖 㠗 㠘 㠙 㠚 㠛 㠜 㠝 㠞 㠟




Pin No.	Encoder Phase	Pin No.	Encoder Phase
1	+5V	6	MA
2	0V	7	MA
3	—	8	SLO
4	VDD_B	9	SLO
5	GND_B	10	SHIELD

SC-CMV1-R10PTG-4
(10 pole plug)

<Encoder Connector ㄱㅅ ㅁㅅ>

제 품 명 PRODUCT NAME	도	삼 각 보 3RD ANGLE PROJECTION				
	SCALE 1/1, (N.S.)					
AP18 Servo Motor						

 Mecapion		단	위	일	자	도면명칭 TITLE	Out Line (무Key Type)
		UNIT	MM	2023.04.12			
설계	검토	승인					
DESIGNED	CHECKED	APPROVED					
도면번호 DWG. NO.		EM18GA002		1/1			
참조도면 REF. NO.				Ver		1.0	