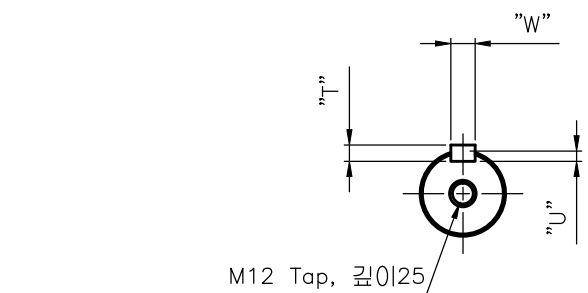
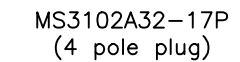



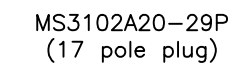
--



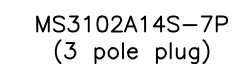
<Shaft Dimensions>



<Power Connector 핀 배열>



<Encoder Connector 핀 배열>



<Brake Connector 핀 배열>

Pin No.	Encoder Phase	Pin No.	Encoder Phase
A	MA	M	—
B	MA	N	—
C	SLO	P	—
D	SLO	R	—
E	VDD_B	H	+5V
F	GND_B	G	0V
K	—	J	SHIELD
L	—		

무지정 공차	
치수 구분	기준
~3mm 이하	±0.1
3~6mm 이하	±0.1
6~10mm 이하	±0.1
10~18mm 이하	±0.1
18~30mm 이하	±0.2
30~50mm 이하	±0.2
50~80mm 이하	±0.3
80~120mm 이하	±0.3
120~180mm 이하	±0.4
180~250mm 이하	±0.4
250~315mm 이하	±0.5
315~400mm 이하	±0.5
400~500mm 이하	±0.6
500mm 초과	±0.7

군 번	Part No.	모델명	외형치수				Key 치수			
			L	LM	LC	S	T	W	U	V
G01	47161225	APM-FGP110GMK3	527.7	412.7	303.2	42.0 _{0.016}	8	12	5	

개 CHANGE	1	2	3	4	5	3RD ANGLE PROJECTION	LS Mecapion	척도 SCALE	제품명 PRODUCT NAME	AP22 Servo Motor			
								단위 UNIT	일자 DATE	도면명칭 TITLE	Out Line (Key, Brake, OilSeal Type)		
								MM	2018.11.01				
								설계 DESIGNED	검도 CHECKED	승인 APPROVED	도면번호 DWG. NO.	FMP22GA007-3	
									참지도면 REF. NO.		Ver	1.0	